

Year 2

Spring 1

Our Curriculum




'An Island Home'

Our learning is themed around Katie Morag stories

Key Skills that will underpin all writing experiences
 Phonics – Jolly Phonics, following order of Letters and Sounds
 Learning to read and spell Year 1 & 2 Common Exception Words
 Handwriting – Understand letter families and ascenders and descenders, and legible fluent handwriting
 Grammar- Using different conjunctions (when, if, that, because), word types, adjectives to describe
 Punctuation – Capital letters, full stops, ?, !, apostrophes


RE/ PSHE
 Special books
 PSHE
 What makes me special?

Spoken Language
 Can you ask questions to help you understand?
 Can you speak clearly and fluently?
 Can you listen well to others




English
 Narrative- Read and learn Katie Morag stories.
 Write own Katie Morag adventure.
 Persuasive writing- writing letters to persuade

Geography
 Describe maps and geographical symbols
 Understand human and physical features
 Compare different locations



Science
 Everyday Materials
 To identify different properties of materials and purposes.
 How is something waterproof?




Art
 Painting
 Paint sea objects – what marks can you see?
 Colour mixing
 How can you create a colour wash?




Year 2
 An Island Home
 Katie Morag



Computing
 Art Computing
 Digital Kandinsky
 Who was Kandinsky? Can you create your own Kandinsky masterpiece using the computer?



PE and Games
 Tennis
 Can you throw, catch and hit the ball? Can you have a rally with a partner?
 Country Dancing



Mathematics
 Measurement – estimating and measuring mass, temperature, length, capacity.
 Division – dividing by 2, 5 and 10
 Time – comparing and sequencing, reading and writing times
 2D and 3D shapes
 Position and direction

Music
 Listen to sea shanties
 Can you hear a beat? Rhythm?



How can you help your child at home?

Below are some suggested activities you may like to try with your child.



How to be a geographer.

Look at different maps- what do you see? What do the symbols mean?



How do places change over time?
What are different islands around the world like?



How to be an artist.

How do artists create different sea scenes?
Can you paint different sea scenes using different colours and shades?



Ways to support your child:

Make sure you attend school daily and punctually.

Read together daily and practise phonics.

Support your child to complete their weekly homework.

Talk to your child about what they have been learning about in school.